



DAISEY Release Notes March 2016



The most recent release contains DAISEY system changes and new features of interest to KDHE users. Notable changes include:

- Search grid enhancements
- New hide/show menu icon
- Password security changes

Search Grid Enhancements

Both the child and caregiver search grids have changes designed to help users view and sort profile data easily. Both grids will now replace the “Enrollment Date” column with a “Date of Birth” column, which allows users to easily sort or search by the child or caregiver date of birth.

Figure 1: Updated "Search Child/Family" grid

Search Child/Family

10 records per page

Child ID	Alternative ID	Child First Name	Child Last Name	Child Date of Birth	Caregiver ID	Caregiver First Name	Caregiver Last Name	Status	Program(s)
Child ID	Alternati	Child Fir	Child Lat	Date	Caregive	Caregive	Caregive	All	Program:
267-10005	1234	Child First Name	Child Last Name	02/20/2000	267-20004	Caregiver First Name	Caregiver Last Name	Active	
19-11675	1234	Child First Name	Child Last Name	02/20/2000	19-20994	Caregiver First Name	Caregiver Last Name	Active	
267-10004	1234	Child First Name	Child Last Name	02/20/2000	267-20002	Caregiver First Name	Caregiver Last Name	Active	
267-10003	1234	Child First Name	Child Last Name	02/20/2000	267-20002	Caregiver First Name	Caregiver Last Name	Active	

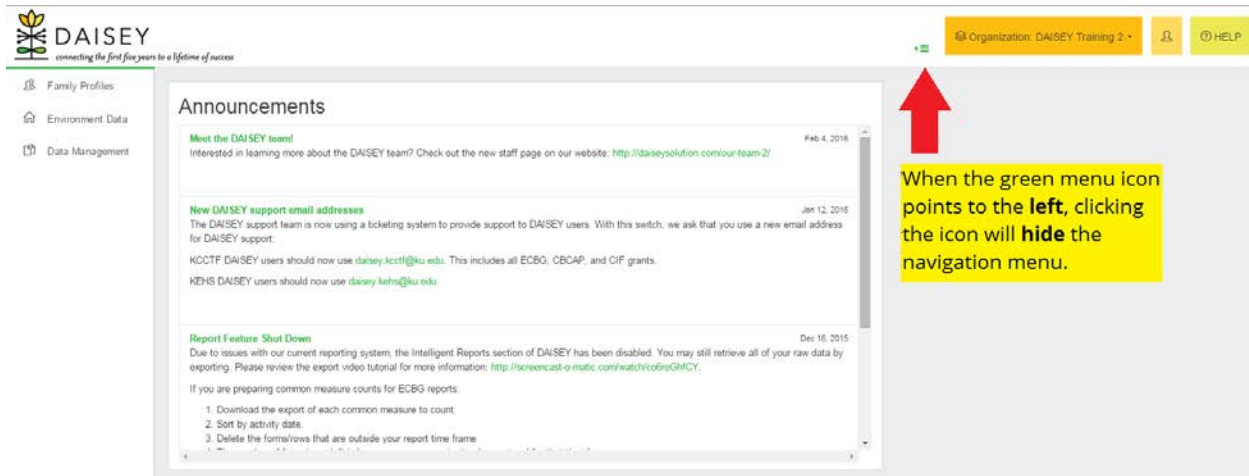
In addition, the order of names has been standardized in the child grid. Both the child and primary caregiver are now listed in this grid with the first name column preceding the last name column.

Hide/Show Menu Button

Previously in DAISEY, the ability to hide and show the DAISEY left navigation menu was only available to users when the browser screen was very narrow, such as on mobile devices (e.g. smartphones, tablets). DAISEY now provides users the ability to hide or show the menu at any time.

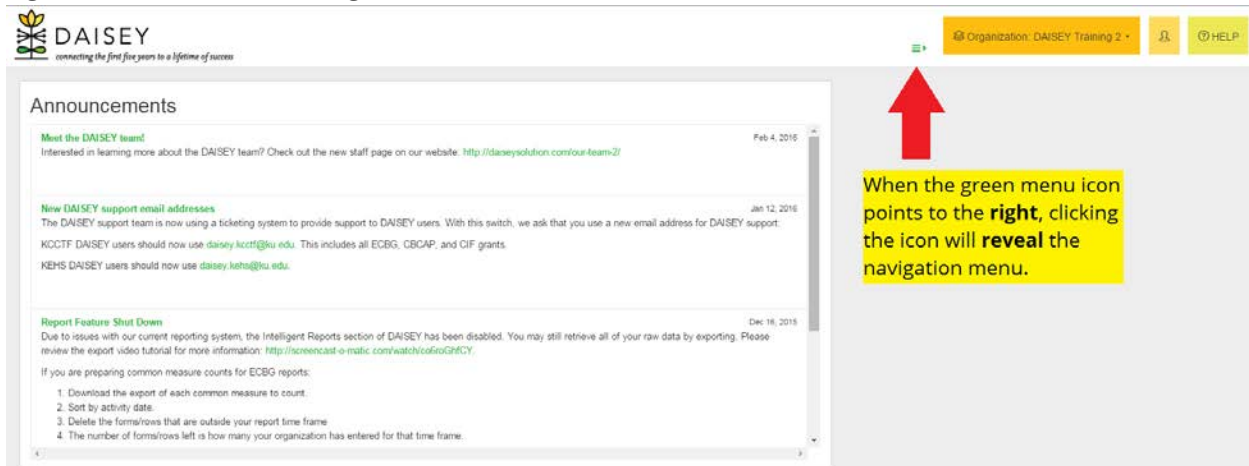
When the DAISEY navigation menu is showing, the green menu icon will point to the left. Click this icon to hide the navigation menu.

Figure 2: Visible DAISEY navigation menu



When the DAISEY navigation menu is hidden, the green menu icon will point to the right. Click this icon to reveal the navigation menu.

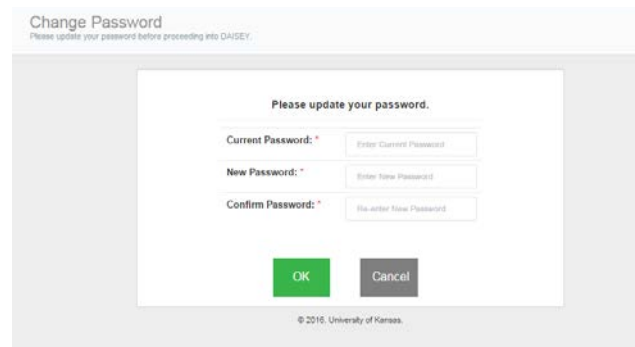
Figure 3: Hidden DAISEY navigation menu



Password Security Changes

As users know, email is not a secure way to transmit data. Therefore, users who receive a temporary DAISEY password via email will now be prompted to change their password immediately upon their next login. This will include new DAISEY users or users who have clicked the "Forgot Password?" button.

Figure 4: Change Password screen



Change Password
Please update your password before proceeding into DAISEY.

Please update your password.

Current Password: *

New Password: *

Confirm Password: *

© 2015, University of Kansas.